

Figure 2: Nitrate Exceedances by Basin

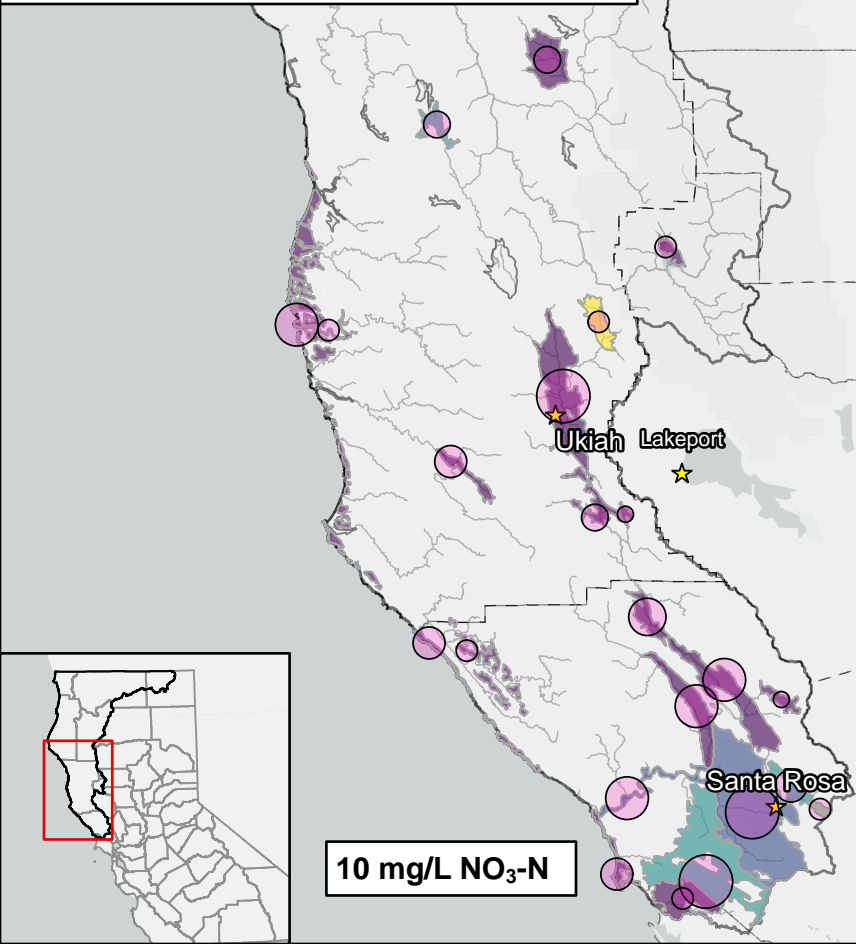
Sonoma/Mendocino County Basins



0 10 20 30 40 Miles

Source: NCRWQCB, SWRCB,
GAMA, Esri, CA DWR, USDA, USGS

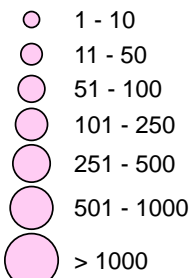
Notes: All data were last accessed and acquired in
February 2021. Well data span 2010-2020. The MCL
for nitrate is 10 mg/L NO₃-N



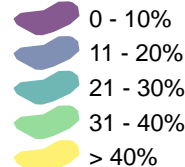
Legend

Dataset Size

Sample Count

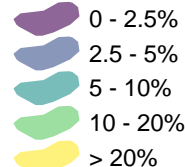


Basin by % Wells
Exceeding 5 mg/L
NO₃-N



No Data

Basin by % Wells
Exceeding 10 mg/
L NO₃-N



No Data

